



# ProAccess

Vehicle detection sensor for barriers and gates

## Installer-friendly, resistant, versatile

- Quick and easy to install thanks to above ground mounting
- With built-in heater and IP65 protection optimally suitable for outdoor operation
- Several features allow for convenient adaption to various applications

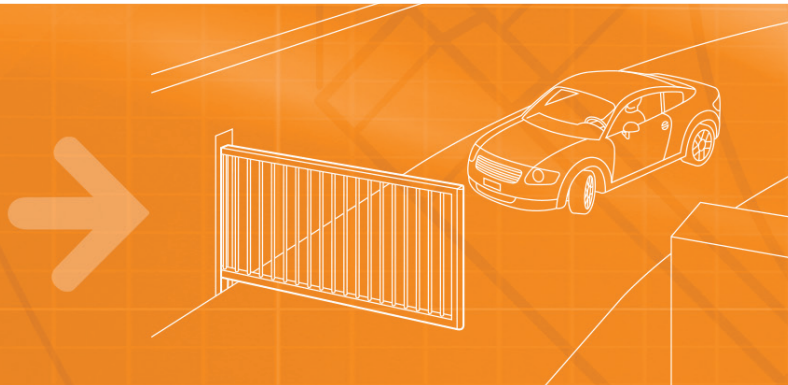
# ProAccess

## Vehicle detection sensor for barriers and gates

### Installer-friendly, resistant, versatile

ProAccess is a high-performance sensor for vehicle detection combining microwave and ultrasonic technology. ProAccess can quickly activate barriers, parking ticket machines, gates or bollards when a vehicle is approaching. As a combined sensor it can also prevent vehicles from being damaged by the moving part of the gate or barrier.

Thanks to above ground mounting ProAccess is an easy to install alternative for applications in which loop detectors cannot be used. The device is mounted at a height of 0.5 m and has a range of up to 5.5 m. ProAccess is suitable for wet and cold environments because of the IP65 protection class and the built-in heater.



## Benefits

### User-friendly installation

- Thanks to above ground mounting in 0.5 m, no surfacing work is necessary
- User-friendly menu guidance and feedback via LED
- Sensitivity and detection angle ( $\pm 30^\circ$ ) can be adjusted for precise detection
- Triangle bracket for  $45^\circ$  and  $90^\circ$  mounting available
- Sensor unit can be removed for maintenance



Horizontal angle adjustment

### High resistance

- Built-in heater ensures stable operation in cold environments
- Reliable detection even at speed up to 20 km/h (12 miles)
- High electromagnetic compatibility (EMC) avoids undesired interferences with other components
- Fulfills protection class IP65



Built-in heater

### Several features for high versatility

- Different modes for activation and vehicle protection
- Object differentiation can filter out pedestrian traffic
- Material-independent detection of vehicles
- Possibility to teach in stationary objects
- Input for WAKE or INHIBIT signal



People suppression

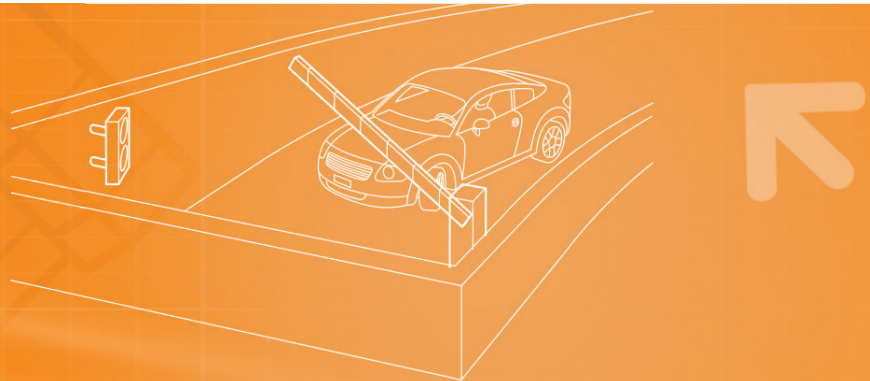


## Accessory



### Mounting bracket for ProAccess

Allows for easy installation in 45° and more flexible angle adjustment.



## Applications

### Application

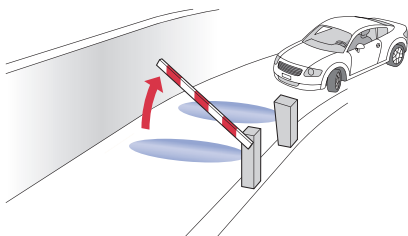
Activation of ticket dispenser and presence detection at barriers

### Solution

- 1 ProAccess activates the ticket dispenser on demand for energy saving
- 1 ProAccess monitors the occupation of the barrier area
- 1 S-Line safety edge ensures a standard-compliant closing edge protection

### Benefits

- People masking: human traffic is filtered out for cheat protection
- No surface works through above ground mounting
- Full integration for high vandalism protection



### Application

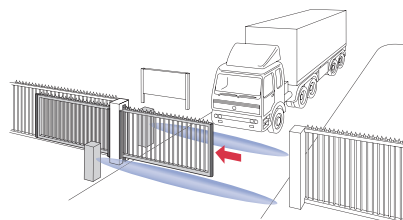
Presence detection at a sliding gate

### Solution

2 ProAccess devices for vehicle protection on both sides of the gate in addition to ExpertLine safety edges and an RFGate 3 signal transmission system

### Benefits

- No wiring of other side
- Reliable presence detection for vehicles
- Standard-compliant closing edge protection



### Application

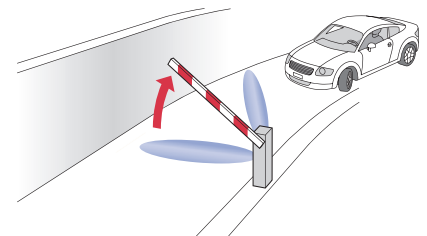
Activation and presence detection at barriers

### Solution

Installation of 2 ProAccess devices, one for barrier activation (in 45°), one for vehicle protection (in 90°) and an S-Line safety edge

### Benefits

- No surface works through above ground mounting



## Technical data

### Mechanical data

Colour	Grey / dark grey
Housing material	ABS
Dimensions	175×80×72.5 mm (L×W×D)
Weight	420 g
Installation height	500 mm
Sensor angle adjustment	Left and right: ±30 degrees

### Technological data

Technology	Microwave: 24 GHz, Ultrasonic: 56 kHz
Sensing distance	Microwave 0.8 to 5.5 m, max. range adjustable; Ultrasonic 0.1 to 1.5 m, max. range adjustable
Detectable vehicle speed	2 to 20 km/h (12 miles)
Advanced functions	People suppression, presence timer, sensitivity boost

### Electrical data

Supply voltage	12–24 VDC
Power consumption	Heater enabled: < 200 mA, heater disabled: < 80 mA (at 24 V)
Response time	500 ms
Input	Active low / high, switchable
Output	Relay output 30 VDC, 0.3 A (no/nc switchable)
Display	Status: multi colour LED (green, red, yellow, purple, blue); Settings with buttons and LEDs

### Ambient conditions

Protection class	IP65
Ambient temperature	–30°C to +50°C
Operating ambient humidity	95% max. (no condensation)

### Directives

Directives	RED 2014/53/EU, RoHS 2011/65/EU, WEEE 2012/19/EU
------------	--

### Note

Technical details and recommendations concerning our products are based on experience and are an aid for the orientation of the user. Details stated in our brochures and data sheets do not guarantee special properties of the products. This does not apply to special product properties confirmed by us in writing or individually. Subject to technical alterations.

## Ordering information


Article no.	Description
<b>398522</b>	<b>ProAccess</b> Sensor for vehicle detection at barriers and gates
<b>399601</b>	<b>Bracket PrAc</b> Mounting bracket



## Supplementary products

### S-Line

Electrical miniature safety edge system



### ExpertLine

Modular pressure-sensitive edge system  
for gate/door applications



### BBC Bircher Smart Access

Wiesengasse 20  
8222 Beringen  
Switzerland  
Tel. +41 52 687 11 11  
info@bircher.com  
www.bircher.com