




## Ex position switch

ExM 14 - 5m

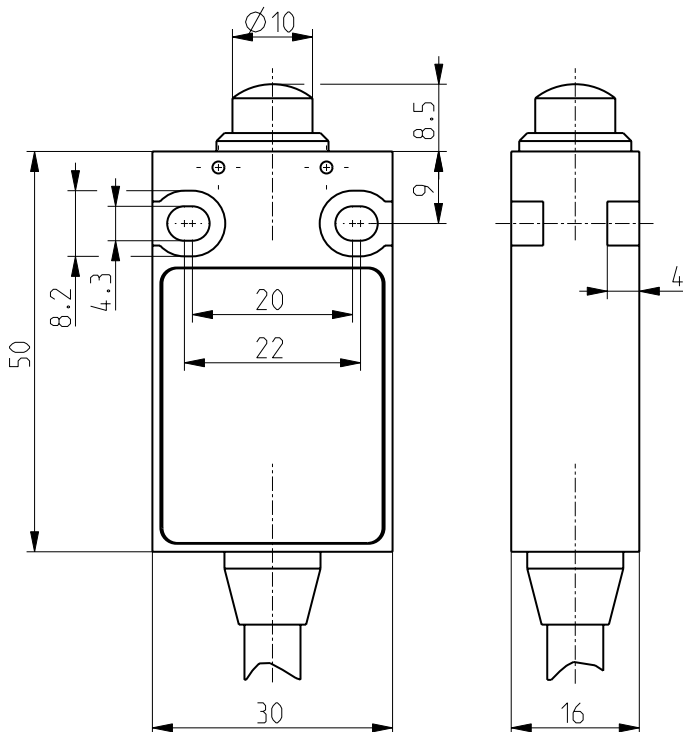
Material number: 1051855 (Material number old: 14701903)

### Features/Options:

- Ex zone 1 and 21
- Thermoplastic enclosure
- Double insulated 
- Mounting details to EN 50047
- Suitable for in-line mounting
- With pre-wired cable

- Actuator: Plunger
- Actuating speed max. 0.5 m/s with a vertical actuating angle of 0°
- Attention: Please state required international approvals with your order!

### Dimensions



### Technical data

Applied standards	EN 60947-5-1, EN 60079-0, EN 60079-1, EN 60079-31
Enclosure	thermoplastic, glass-fibre reinforced, impact resistant, self-extinguishing UL 94 V-0
Degree of protection	IP 65 to IEC/EN 60529
Contact material	silver
Switching system	snap action
Switching elements	1 change-over contact with single break, type C
Connection	pre-wired cable H05VV-F
Cable cross-section	3 x 0.75 mm <sup>2</sup> (incl. conductor ferrules)
Cable length	5 m
Rated impulse withstand voltage $U_{imp}$	4 kV
Rated insulation voltage $U_i$	250 V
Conventional thermal current $I_{the}$	5 A
Rated operating current/voltage $I_e/U_e$	5 A/250 VAC; 0.16 A/230 VDC
Utilisation category	AC-15; DC-13
Short-circuit protection	5 A gG/gN fuse
Ambient temperature	-20 °C ... +60 °C
Mechanical life	> 1 million operations
Operation cycles	max. 1800/h
Repeat accuracy of switching points	± 0.1 mm
Contact opening	max. 2 x 4 mm

Errors and omissions excepted.



Ex position switch

ExM 14 - 5m

Material number: 1051855 (Material number old: 14701903)

## Technical data

### Ex marking

⊕ II 2G Ex d IIC T6 Gb,  
⊕ II 2D Ex tb IIIC T80 °C Db  
IP65

### Approvals

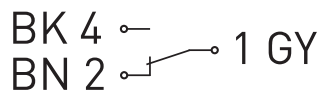
PTB 03 ATEX 1069 X

**ERL**

### Weight

382 g

## Contact diagram



## Switching diagram

