



## Ex solenoid interlock Ex STM 295 1Ö1S/2Ö-R-FE Material number: 1333024

### Features/Options:

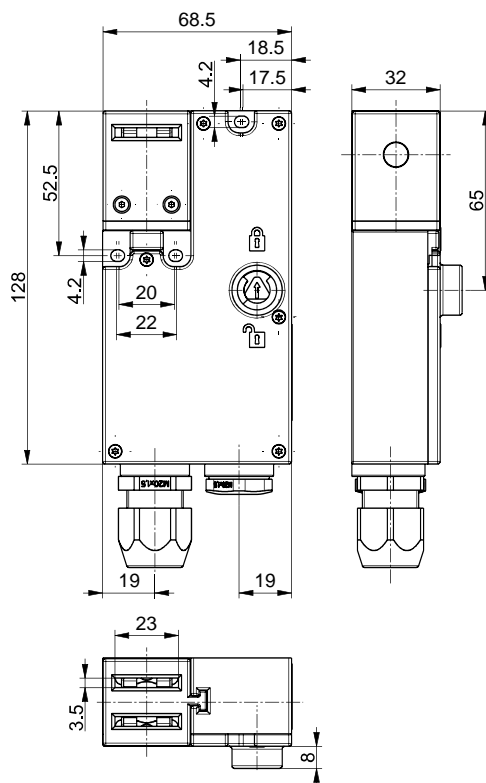
- Ex zone 1 and 21
- Thermoplastic enclosure
- Double insulated
- Two Ex switch inserts in one enclosure
- Spring-to-lock principle

- Locking force 1000 N
- Wiring compartment
- FE: with manual release by male triangular wrench M5
- Attention: Please state required international approvals with your order!

### Notes

- The actuator is not included in the delivery of the switches

### Dimensions



### Technical data








Applied standards	EN 60947-5-1, EN ISO 14119, EN 60079-0, EN 60079-1, EN 60079-7, EN 60079-18, EN 60079-31, EN ISO 13849-1
Enclosure	thermoplastic, glass-fibre reinforced, impact resistant, self-extinguishing UL 94 V-0
Switch type	type 2
Coding level	low coding
Tightening torque	cover screws: 0.5 ... 0.6 Nm switch inserts M3 screw connection terminals: min. 0.6 Nm solenoid M3.5 screw connection terminals: min. 0.8 Nm
Degree of protection	IP 64 to IEC/EN 60529
$B_{10d}$ (10 % load)	1 million
$T_M$	max. 20 years
Contact material	silver
Switching system	slow action, positive break NC contacts $\ominus$
Switching elements	1 NC/1 NO contact + 2 NC, type Zb
Connection	screw connection terminals
Cable cross-section	min. 0.2 mm <sup>2</sup> / AWG 24, max. 1.5 mm <sup>2</sup> / AWG 16
Cable entry	2 x M20 x 1.5 (incl. 1 cable gland)
Clamping range	7 ... 12 mm
Rated insulation voltage $U_i$	250 V
Rated impulse withstand voltage $U_{imp}$	4 kV

Errors and omissions excepted.

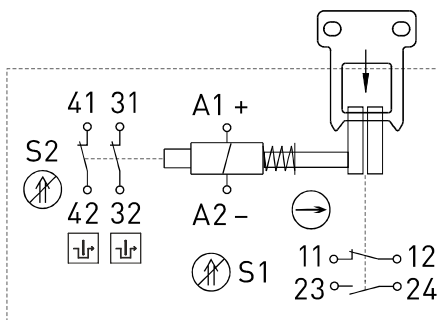






Ex solenoid interlock  
 Ex STM 295 1Ö1S/2Ö-R-FE  
 Material number: 1333024

## Technical data

Utilisation category	AC-15; DC-13
Rated operating current/ voltage $I_e/U_e$	enabling/signalling contacts: 3 A/250 VAC; 0.25 A/230 VDC; direct-current solenoid: 0.08 A / 24 VDC +10 %/-15 %
Short-circuit protection	3 A gG/gN fuse; direct-current solenoid: 2 A (slow blow)
Power consumption	>2.5 VA (continuous operation) max. 47 VA (for 250 ms)
Operation cycles	max. 1200/h
Mechanical life	> 500 000 operations
Locking force $F_{max}$	1000 N
Impact energy	max. 7 J
Ambient temperature	-20 °C ... +55 °C
Ex marking	<p>⊕ II 2G Ex db eb mb IIC T4 Gb,          ⊕ II 2D Ex tb IIIC T100 °C Db          IECEx Ex db eb mb IIC T4 Gb,          Ex tb IIIC T100 °C Db</p>
Approvals	<p>BVS 10 ATEX E 053 X          IECEx BVS 11.0030X</p> <p>        </p>
Weight	500 g

## Contact diagram



-  positive break
-  actuated
-  not actuated
-  monitoring of the guard-lock to EN ISO 14119

Errors and omissions excepted.