



Ex safety sensor

Ex RC Si 56 1Ö/1S - 2m

Material number: 1189255 (Material number old: 25603201)

Features/Options:

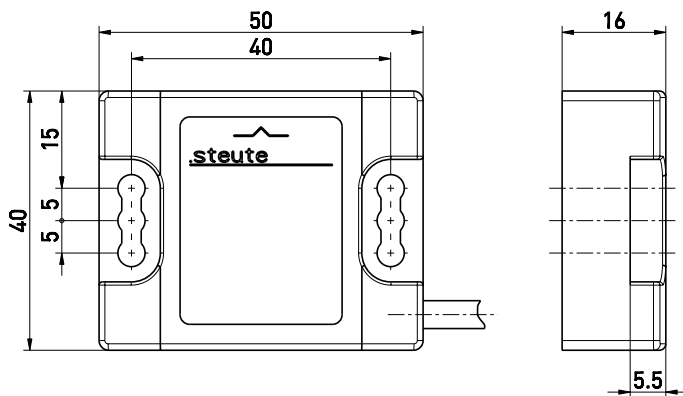
- Ex zone 1 and 21
- Thermoplastic enclosure
- Long life
- Reed contacts, coded

- Actuation from front
- Switching distance up to 6 mm
- Attention: Please state required international approvals with your order!

Notes

- The actuator is not included in the delivery of the switches

Dimensions



Technical data

Applied standards	EN 60947-5-1, EN 60947-5-3, EN ISO 13849-1, EN ISO 14119, EN 60079-0, EN 60079-18
Enclosure	thermoplastic, glass-fibre reinforced, impact resistant, self-extinguishing UL 94 V-0
Sensor type	type 4 interlocking device
Coding level	low coding
Degree of protection	IP 67 to IEC/EN 60529
Safety-relevant data:	
EN ISO 13849-1	Performance Level PL e
Category	4
B_{10d} (10 % load)	2 million
T_M	max. 20 years
$MTTF_d$	> 100 years
DC/DC _{avg}	> 99 %
Note	The safety-related data are only valid in combination with a safety module, e.g. SRM 21 RT2 (mat. no. 1179203).
Switching system	reed contacts
Switching elements	1 NC/1 NO contact
Connection	Pre-wired cable 4 x AWG 24 UL
Cable cross-section	4 x 0.22 mm ²
Cable length	2 m
Switching voltage	max. 30 VDC
Rated operating current/voltage I_e/U_e	max. 125 mA / 24 VDC

Errors and omissions excepted.




Ex safety sensor

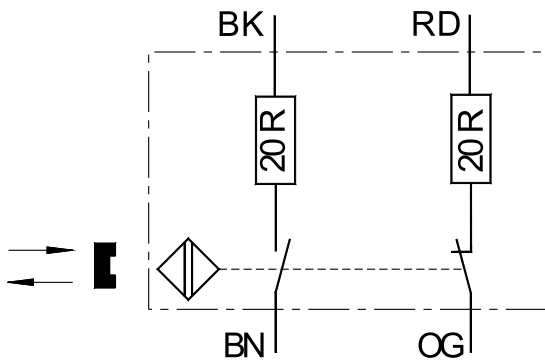
Ex RC Si 56 1Ö/1S - 2m

Material number: 1189255 (Material number old: 25603201)

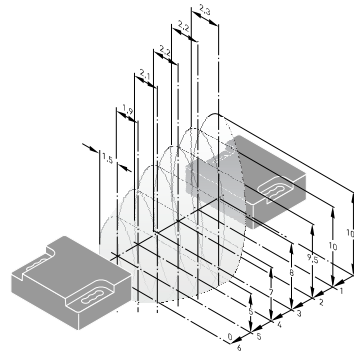
Technical data

Voltage drop at I_e	max. 2.5 V
Switching frequency	max. 5 Hz
Assured switching distance »OFF« s_{ar}	> 23 mm
Repeatability	± 0.5 mm
Hysteresis	min. 23 mm
Degree of pollution	3
Safety class	II
Ambient temperature	T6: -20 °C ... +70 °C, T5: -20 °C ... +85 °C
Mechanical life	> 1 million operations
Impact energy	max. 7 J
Ex marking	<p>⊕ II 2G Ex mb IIC T6/T5 Gb</p> <p>⊕ II 2D Ex mb IIIC T80 °C/T95 °C Db IP67</p> <p>IECEX Ex mb IIC T6/T5 Gb</p> <p>Ex mb IIIC T80 °C/ T95 °C Db IP67</p>
Approvals	<p>PTB 08 ATEX 2027 X</p> <p>IECEX PTB 08.0042 X</p> 
Weight	94 g

Contact diagram



Axial misalignment



Errors and omissions excepted.