



Ex inductive sensor Ex IS M30b 10ABBAB N 1GD 2m Material number: 1202214

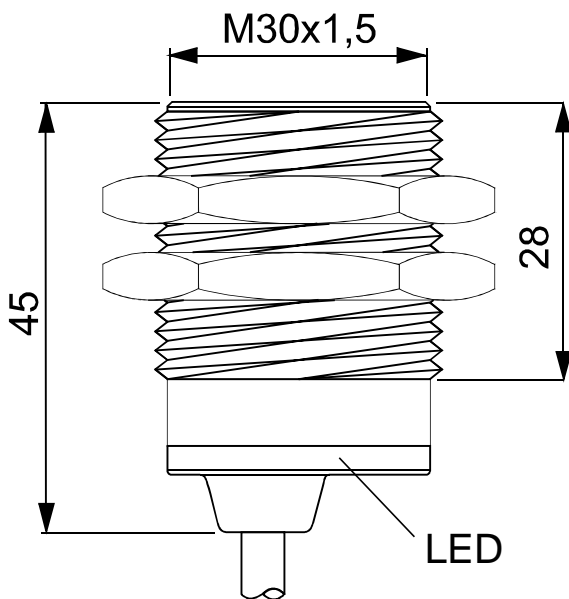
Features/Options:

- Ex zone 0 and 20
- Stainless steel enclosure
- Flush mounting
- Long life, no mechanical wear
- Suitable for the food processing industry
- Insensitive to soiling
- With LED
- M30 x 1.5 thread
- With pre-wired cable
- Attention: Please state required international approvals with your order!
- Appropriate intrinsic safe switch amplifiers see chapter [/ Ex IS Safe switch amplifiers >](#)

Notes

- 2 mounting nuts are included in delivery

Dimensions



Technical data

Applied standards	EN 60079-0, EN 60079-11, EN 60079-26
Enclosure	stainless steel 1.4305
Front cap	polycarbonate
Degree of protection	IP 66, IP 67, IP 68 (EN 60079-0 + IEC/EN 60529)
Connection	cable PUR blue
Cable diameter	4.5 mm
Cable cross-section	2 x 0.5 mm ²
Cable length	2 m
Switching system	Namur to EN 60947-5-6
Rated switching distance s_n	10 mm
Correction factors	Steel (Fe360) = 1; Stainless steel approx. 0.7; Brass approx. 0.5; Aluminium approx. 0.4; Copper approx. 0.4
Rated operating voltage range U_B	8.2 VDC
Current absorption	in presence of metal ≤ 1 mA; in absence of metal ≥ 3 mA
Switching frequency	500 Hz
Repeatability	≤ 3 %
Protection circuit	Inductive interference protection, protection against polarity reversal, short-circuit and overload proof
Ambient temperature	-25 °C ... +60 °C

Errors and omissions excepted.



Ex inductive sensor
Ex IS M30b 10ABBAB N 1GD 2m
Material number: 1202214

Technical data

Ex marking

⊕ II 1G Ex ia IIB/IIC T6 Ga,
⊕ II 1D Ex ia IIIC T85°C Da
IP66/IP67/IP68
IECEX Ex ia IIB/IIC T6 Ga
Ex ia IIIC T85°C Da IP66/IP67/
IP68

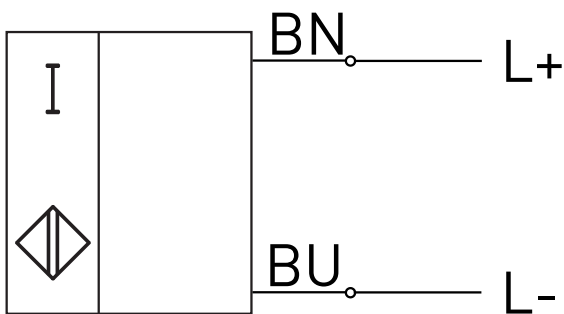
Approvals

IMQ 14 ATEX 001
IECEX IMQ 14.0001X

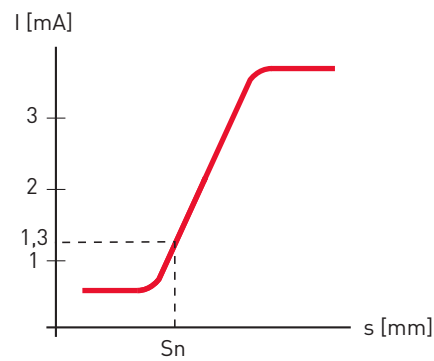
Weight

146 g

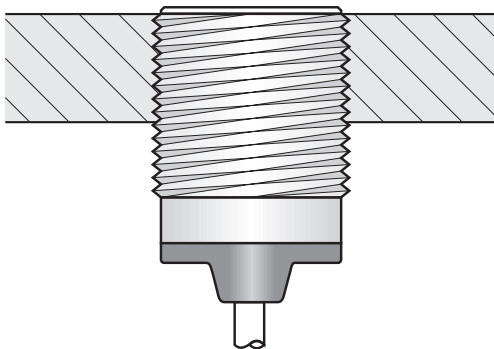
Contact diagram



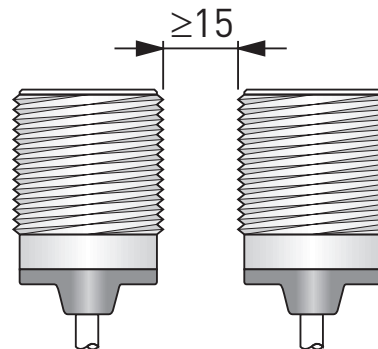
Switching behaviour



Flush mounting



Side by side mounting



Errors and omissions excepted.