



Position switch with safety function

ES 13 WHL 1Ö/1S - 5m

Material number: 1045133 (Material number old: 13016909)

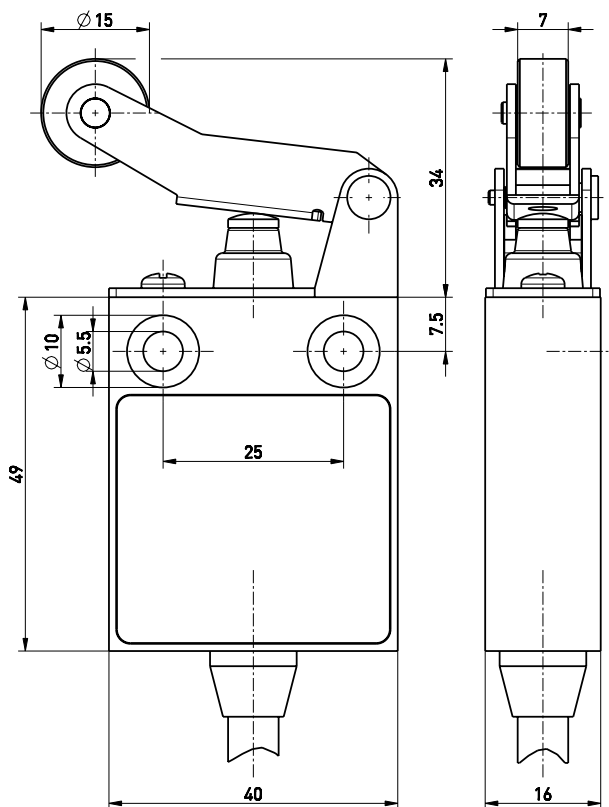
Features/Options:

- Thermoplastic enclosure
- Double insulated
- Suitable for in-line mounting
- With pre-wired cable
- Actuator: Long roller lever with collar WHL
- Actuating speed max. 0.5 m/s with a vertical actuating angle of $\alpha = 40^\circ$ and $\beta = 25^\circ$
- Metal roller
- Watertight collar for protection against penetration of dirt

Notes

- Actuation from the left should be avoided since this reduces the mechanical life of the position switch.
- Actuator can be repositioned by 180° on request
- With plastic roller available on request

Dimensions



Technical data

Applied standards	EN ISO 13849-1, EN 60947-5-1, EN ISO 14119
Enclosure	thermoplastic, glass-fibre reinforced, impact resistant, self-extinguishing UL 94 V-0
Switch type	type 1
Coding level	no coding
Tightening torque	enclosure mounting screws: max. 5 Nm
Degree of protection	IP 67 to IEC/EN 60529
B_{10d} (10 % load)	2 million
T_M	max. 20 years
Contact material	silver
Switching system	slow action, positive break NC contacts \ominus
Switching elements	1 NC/1 NO contact, type Zb
Connection	pre-wired cable H05VV-F
Cable cross-section	4 x 0.75 mm ²
Cable length	5 m
Rated impulse withstand voltage U_{imp}	4 kV
Rated insulation voltage U_i	250 V
Conventional thermal current I_{the}	6 A
Rated operating current/voltage I_e/U_e	6 A/250 VAC; 0.25 A/230 VDC; 4 A/24 VDC

Errors and omissions excepted.



Position switch with safety function

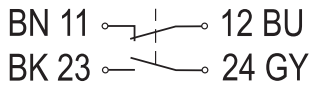
ES 13 WHL 1Ö/1S - 5m

Material number: 1045133 (Material number old: 13016909)

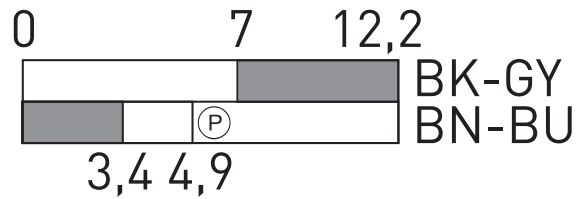
Technical data

Utilisation category	AC-15; DC-13
Short-circuit protection	6 A gG/gN fuse
Ambient temperature	-20 °C ... +75 °C
Mechanical life	> 1 million operations
Operation cycles	max. 1800/h
Repeat accuracy of switching points	± 0.1 mm
Contact opening	max. 2 x 4.5 mm
Approvals	
Weight	440 g

Contact diagram

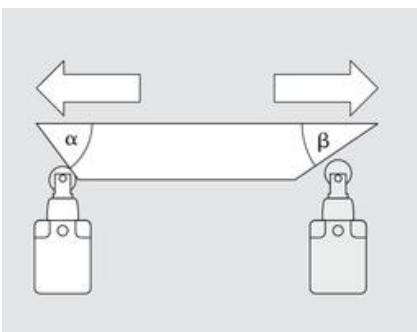


Switching diagram



Ⓟ Positive break travel/angle

Actuating angles



α - Actuating angle from right of switch axis

β - Actuating angle from left of switch axis as shown in picture

Errors and omissions excepted.